

StartDOT Name Writing Worksheets

STEP



Download and organize:

- Download your StartDOT Name Writing Worksheets from our website and create your own library to stay organized.
- Teachers benefit from keeping a library of Name Writing Worksheets, making it easy to buy only what's needed for the next school year.

STEP



Select and print:

- Every Name Writing Worksheet purchased on the website includes a complete set of resources:
 - **Three-leveled worksheets** designed to build skills step by step
 - **Our Letter Stories Guide** explaining how each letter is formed
- Simply choose the worksheets you want to use with your student(s) and print.

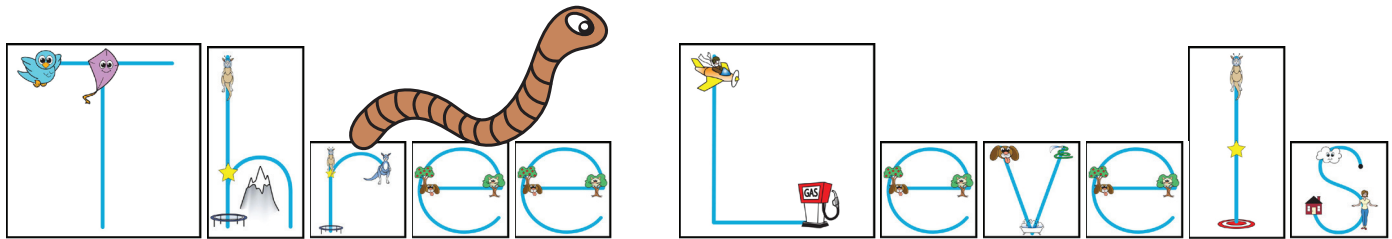
STEP



Use independently or with the App:

- Worksheets can be used alone or alongside the Handwriting App (iPad only).
- When using the app, students practice letters digitally—writing in pixels—and then immediately transfer that learning to paper, boosting skills, confidence, and mastery.
- I call this blended approach **Pixel-to-Paper Learning**—a fun, hands-on, and highly effective way for students to master writing the letters in their name. Watch a demo by clicking on the screen below.▼






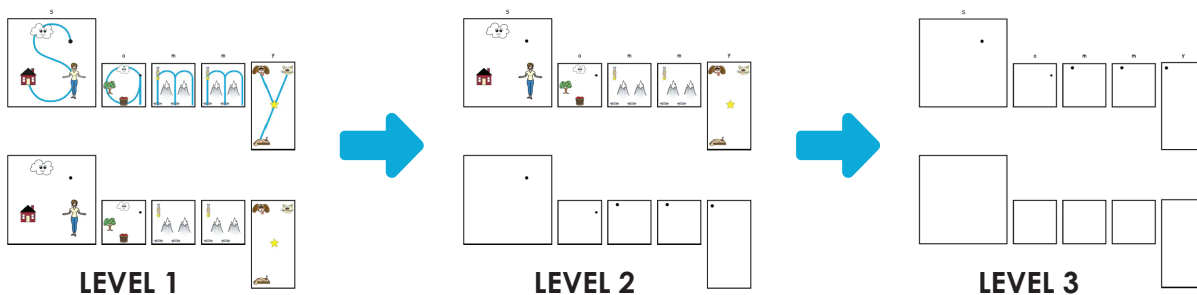
StartDOT Name Writing Worksheets build handwriting skills across three levels. With support gradually decreasing at each stage, children move from tracing with cues to writing more independently, gaining confidence, strengthening motor control, and proudly writing their name while saying, “I did it!”

Use the **Letter Stories Guide** to help children learn formations. ➤

Each Name Writing Worksheet includes a Letter Stories Guide to help adults show children how to write every letter of their name—step by step—making learning letters enjoyable and rewarding.



StartDOT Letter Stories Guide



Learn and Trace

Children trace letters with StartDOT picture cues and stories.

Full shape outlines guide starting points, stroke direction, and sequence.

Builds motor control, coordination, and early writing confidence.

Remember and Write

Children write letters from memory while still using picture cues and stories.

Reinforces recall and independence.

Develops stronger, more consistent handwriting habits.

Dots to Memory

Children practice letters with reduced support. Top boxes show only StartDOTs, prompting correct starting points.


Bottom boxes are empty, requiring recall of starting point, stroke direction, and formation sequence.

Strengthens memory, accuracy, and independence.

Final Step: Write on Your Own (No Worksheet)


Children transition to regular paper, writing independently without tall/small boxes or cues.

Encourages mastery, fluency, and readiness for everyday writing.




Pixel-to-Paper Learning

When starting at Level 1, you may choose to enhance learning by following this process **with our StartDOT Handwriting iPad app**:



The child completes the **first letter** of their name on the iPad.



The child **immediately transfers that learning** to the first letter on their worksheet.

Repeat this process, one letter at a time, through the child's entire first name.

To find the App, go to
tinyurl.com/StartDOT

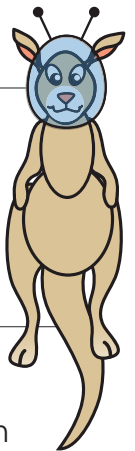


StartDOT Handwriting App

Write Letters and Numbers



For iPads only



Caution: Children often want to complete all the letters on the iPad first and then write them on the worksheet. This can lead to forgetting the correct formation sequence, especially with longer names. For best results, follow the one-to-one process—iPad to paper, letter by letter.

Note: Many children don't need to follow the one-to-one Pixel-to-Paper process on more advanced worksheet levels. It's typically used as a refresher for letter formation when needed.





Name Writing Worksheets...Helping every child write their name with confidence.



Tips for success

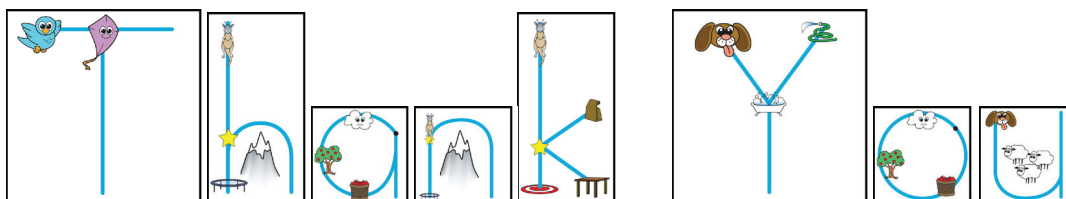
- If not using the iPad, an adult should model each letter first.
- Print a few worksheets for quick access.
- **Laminate** the pages or place them in **page protectors** for dry-erase fun and easy repetition.
- Perfect for preschoolers ready to write through kindergarten, special education, and older students who are still learning or refining letter formations.

Allow for Flexibility

- Adjust pacing according to students' progress and individual needs.
- Revisit letters as needed to reinforce skills and build confidence.

Celebrate Progress

- Highlight each accomplishment to foster confidence and encourage continued growth.



Follow my
store and
stay tuned!

I'm just getting
started. More
handwriting and fine
motor skill resources
are on the way!



Keep the Learning Going!

Enjoyed this resource? Explore more StartDOT™ materials on Teachers Pay Teachers—featuring the same letter blocks to help kids master uppercase and lowercase letters, plus numbers, with confidence and fun.



I'm always happy to help. Feel free to reach
out with any questions about these resources.
tricia@startdothandwriting.com